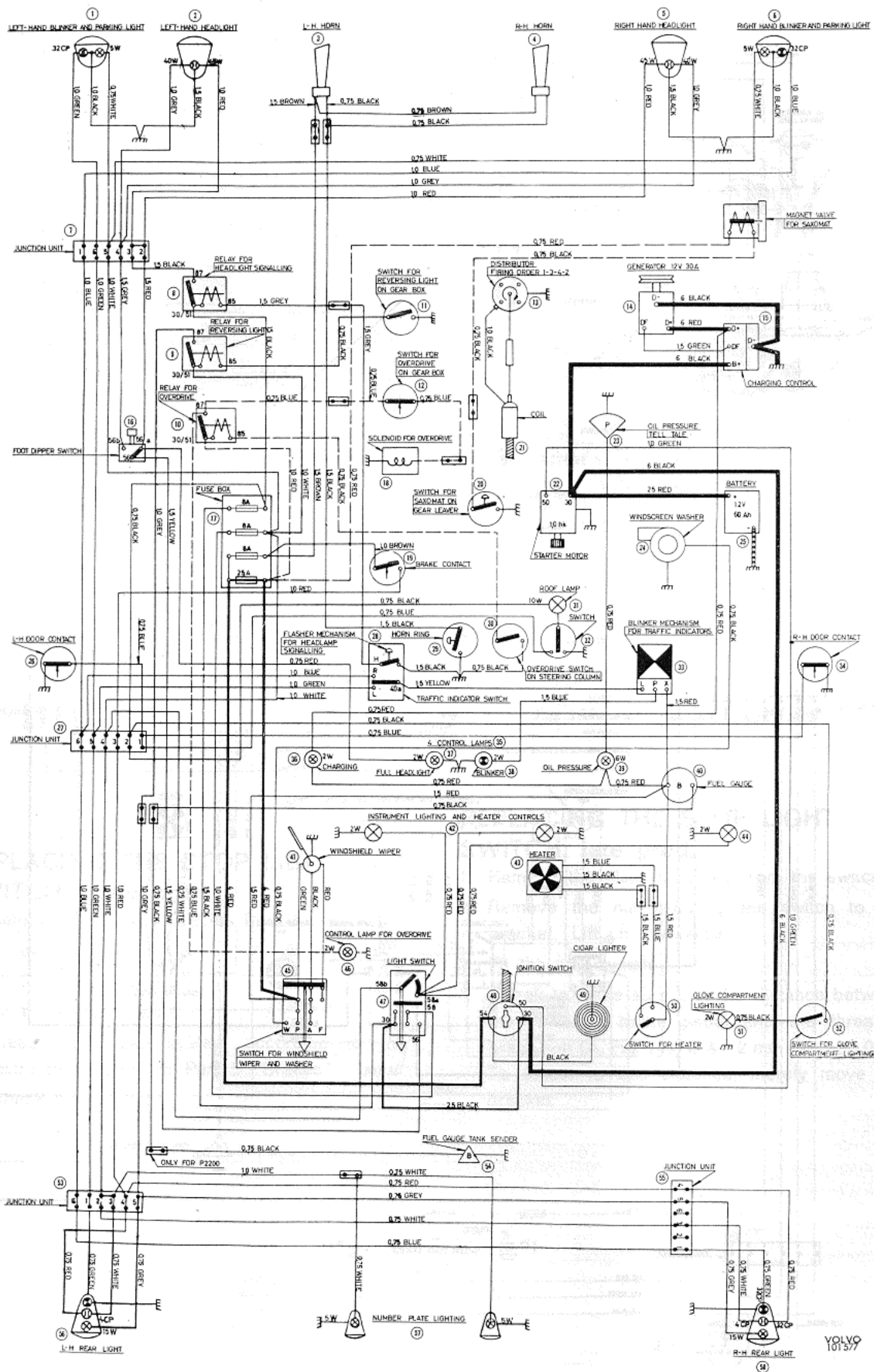


**ILLUSTRATION 1. WIRING DIAGRAM**  
 from ch. No. 1 to ch. No. 10499, 2-door model  
 from ch. No. 84300 to ch. No. 112799, 4-door model

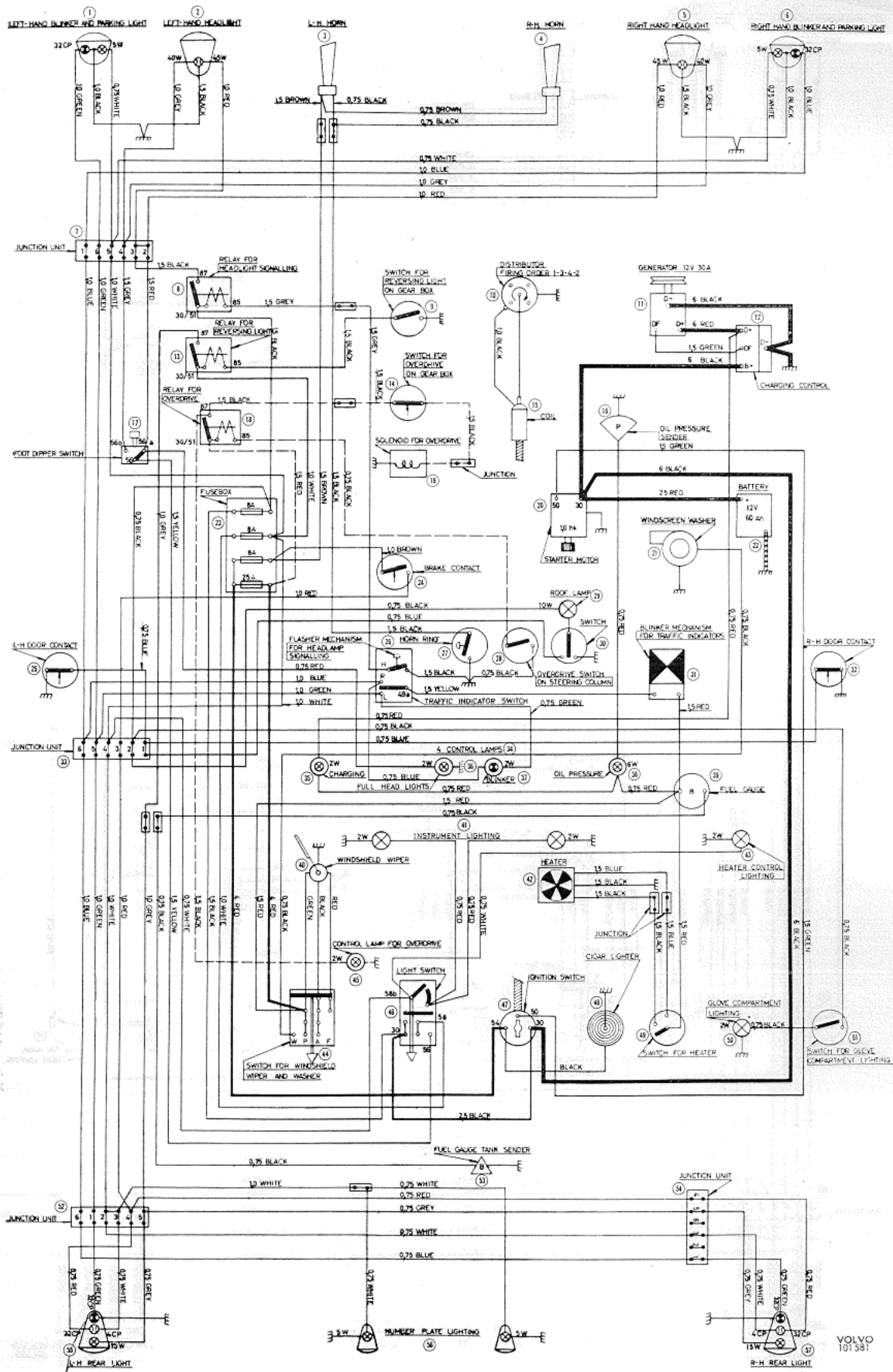
VOLVO  
 101582



**ILLUSTRATION 2. WIRING DIAGRAM**

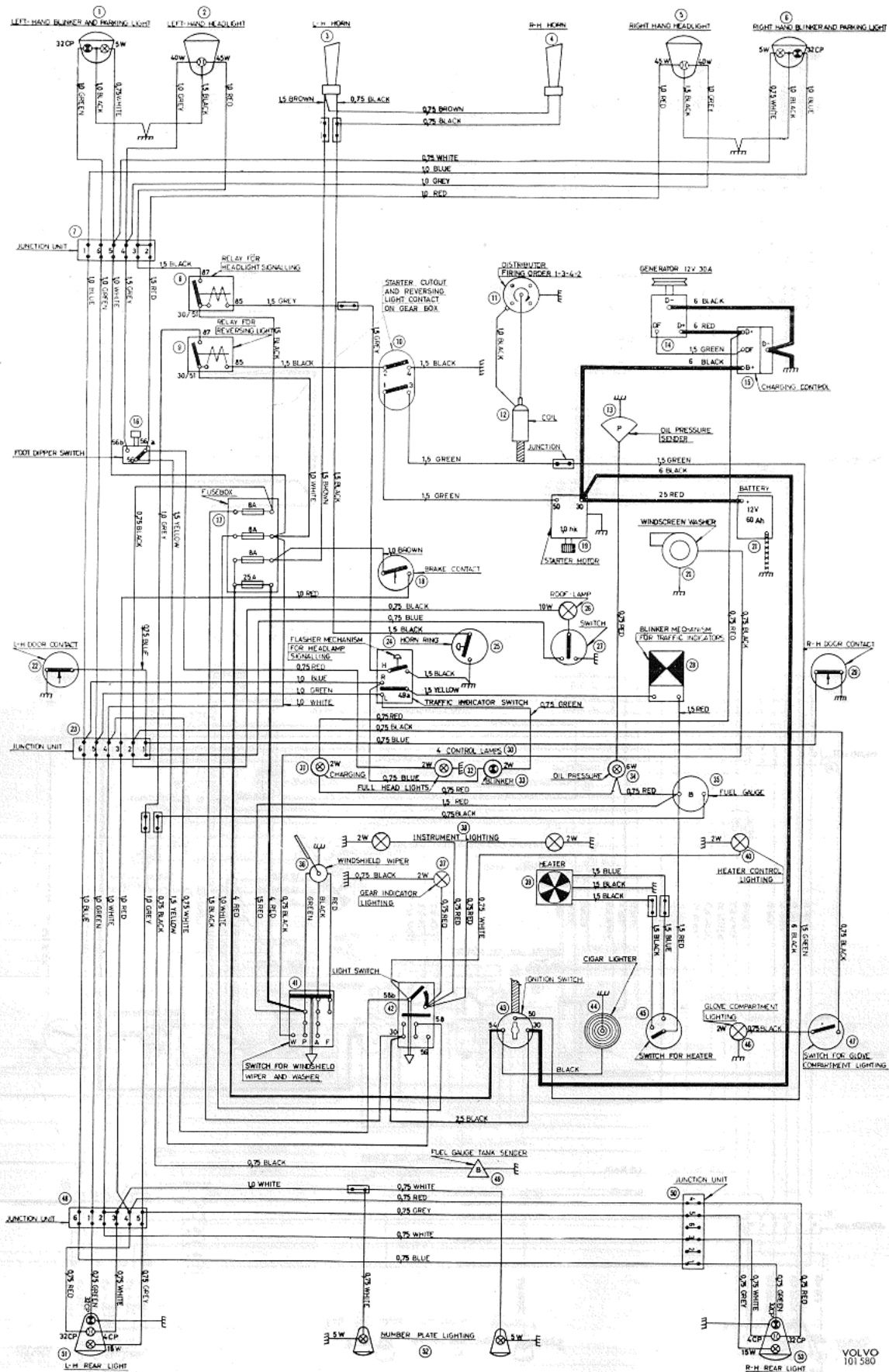
from ch. No. 10500 to ch. No. 39999, 2-door model  
from ch. No. 112800 to ch. No. 139999, 4-door model  
from ch. No. 1 to ch. No. 8274, Station Wagon

VOLVO  
1015/77



**ILLUSTRATION 3. WIRING DIAGRAM**  
 from ch. No. 40000 to ch. No. 84599, 2-door model  
 from ch. No. 134000 to ch. No. 166399, 4-door model

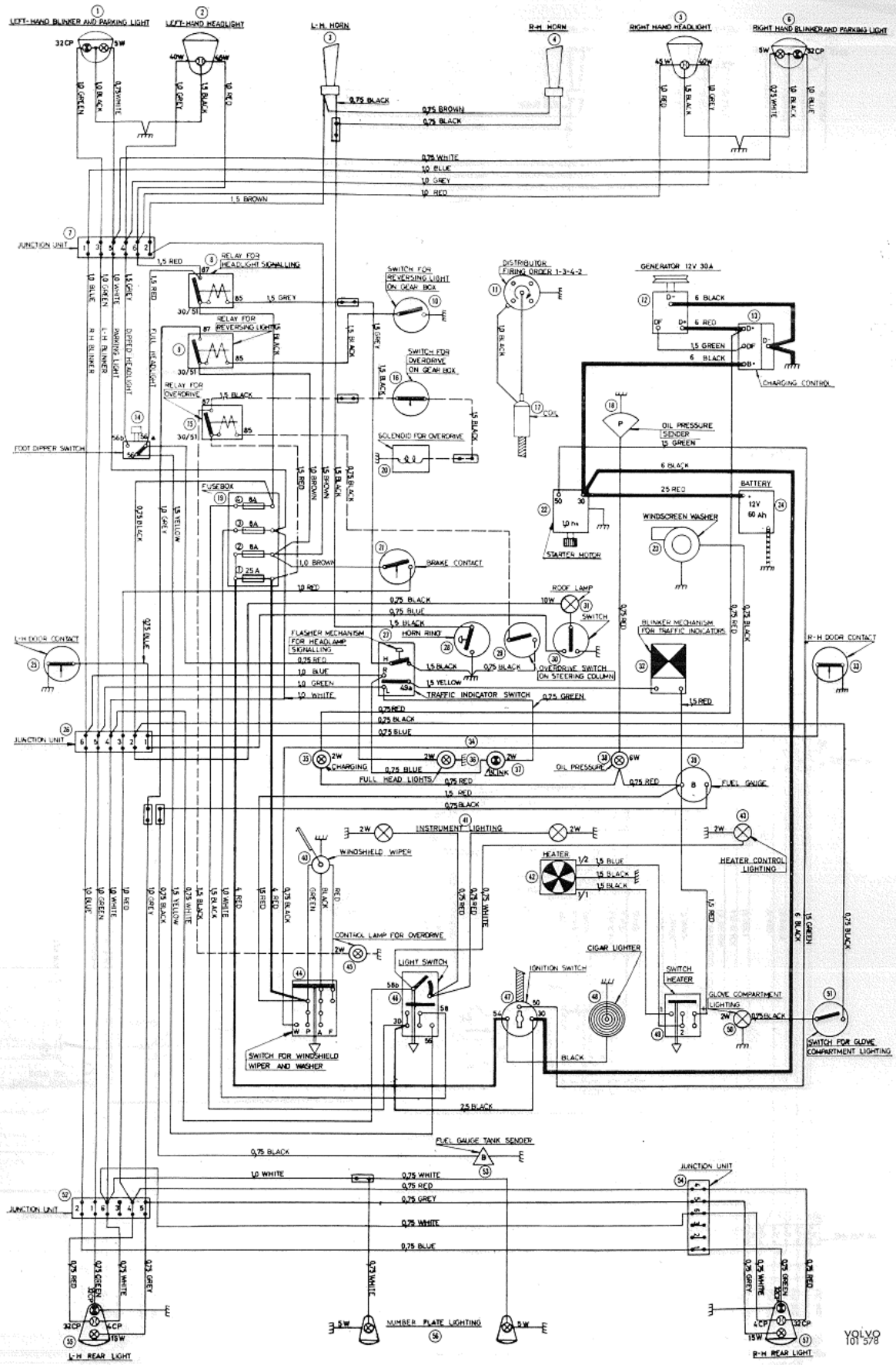
VOLVO  
101381



**ILLUSTRATION 4. WIRING DIAGRAM**

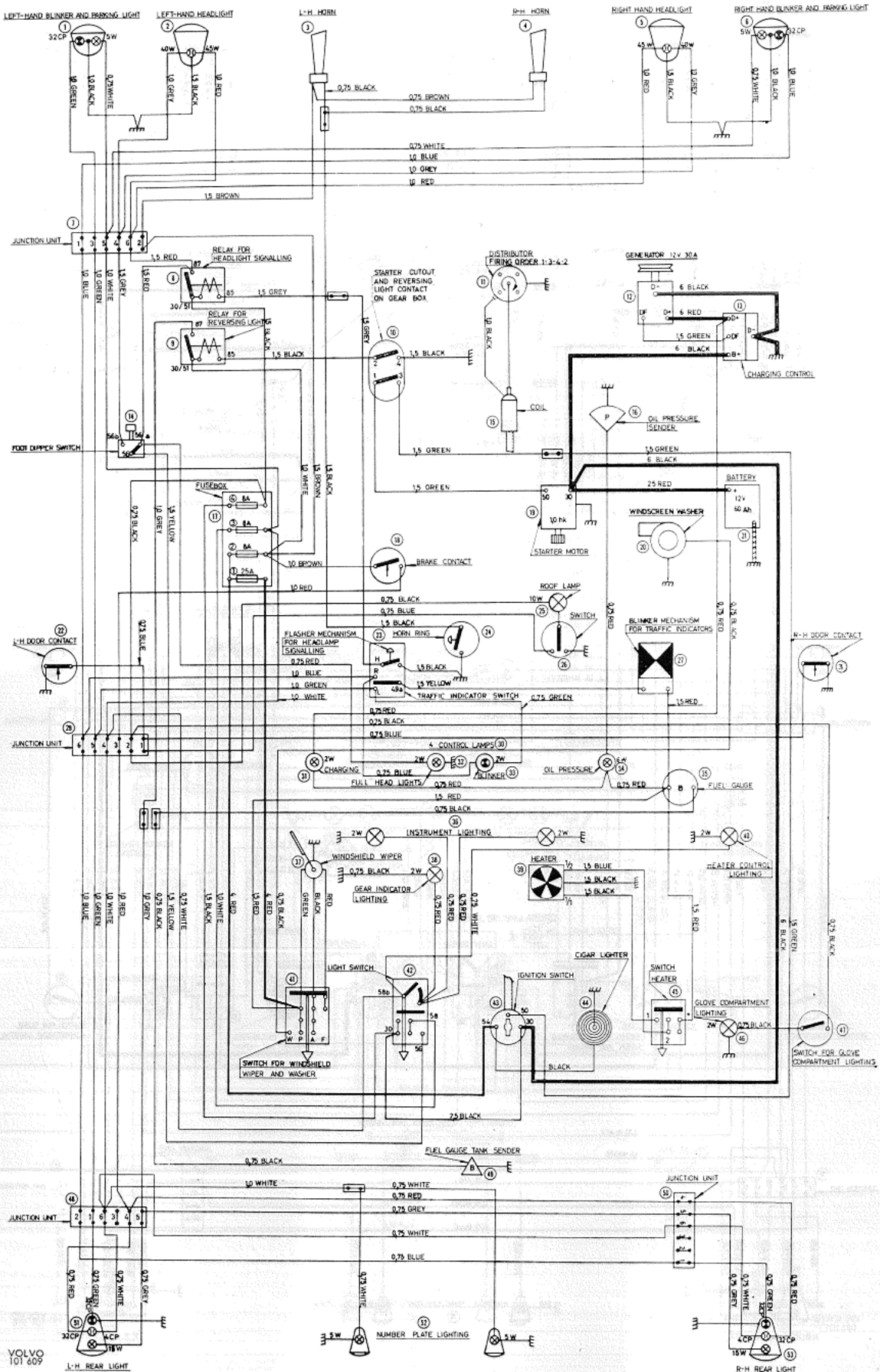
from ch. No. 40000 to ch. No. 84599, 2-door model with automatic transmission  
 from ch. No. 134000 to ch. No. 166399, 4-door model with automatic transmission

VOLVO  
101 580



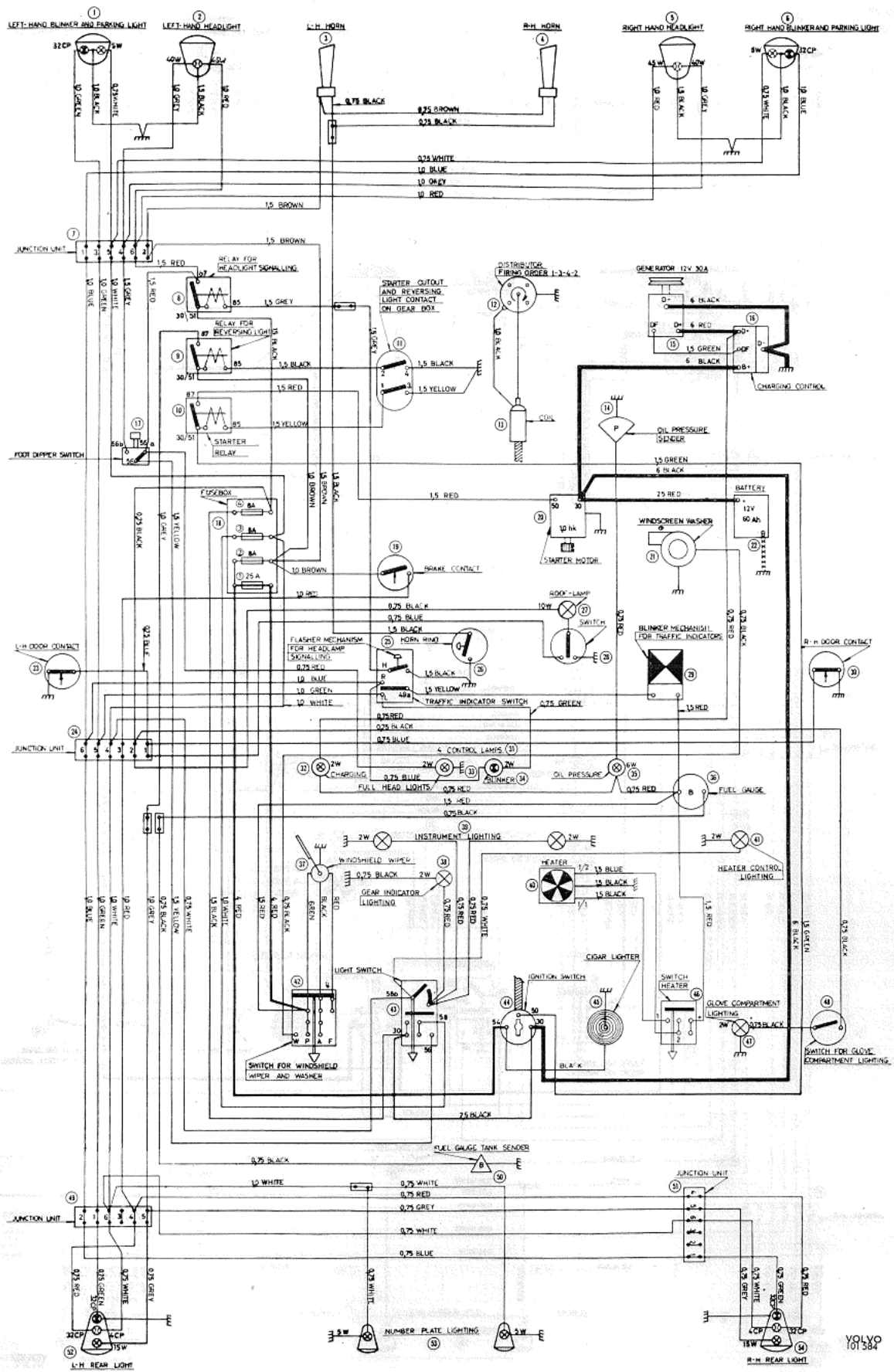
**ILLUSTRATION 5. WIRING DIAGRAM**

from ch. No 84600 to ch. No. 312499, 2-door model  
 from ch. No 166400 to ch. No. 234653, 4-door model



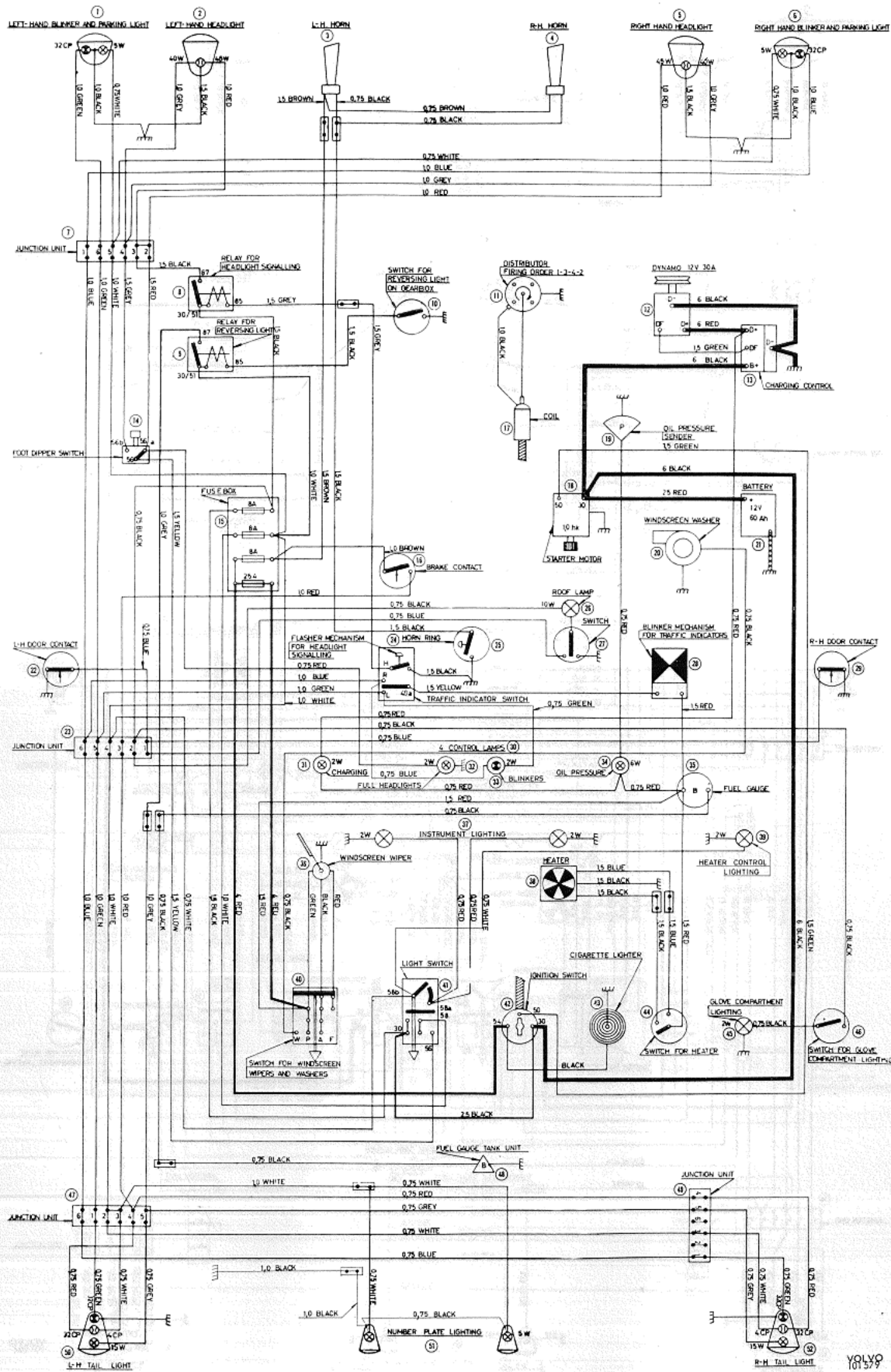
VOLVO  
101 609

**ILLUSTRATION 6. WIRING DIAGRAM**  
 from ch. No. 84600 to ch. No. 144399, 2-door model with automatic transmission  
 from ch. No. 166400 to ch. No. 193799, 4-door model with automatic transmission



**ILLUSTRATION 7. WIRING DIAGRAM**

from ch. No. 144400 to ch. No. 312499, 2-door model with automatic transmission  
 from ch. No. 193800 to ch. No. 234653, 4-door model with automatic transmission



10159

**ILLUSTRATION 8. WIRING DIAGRAM**

from ch. No. 8275 to ch. No. 17949, Station Wagon



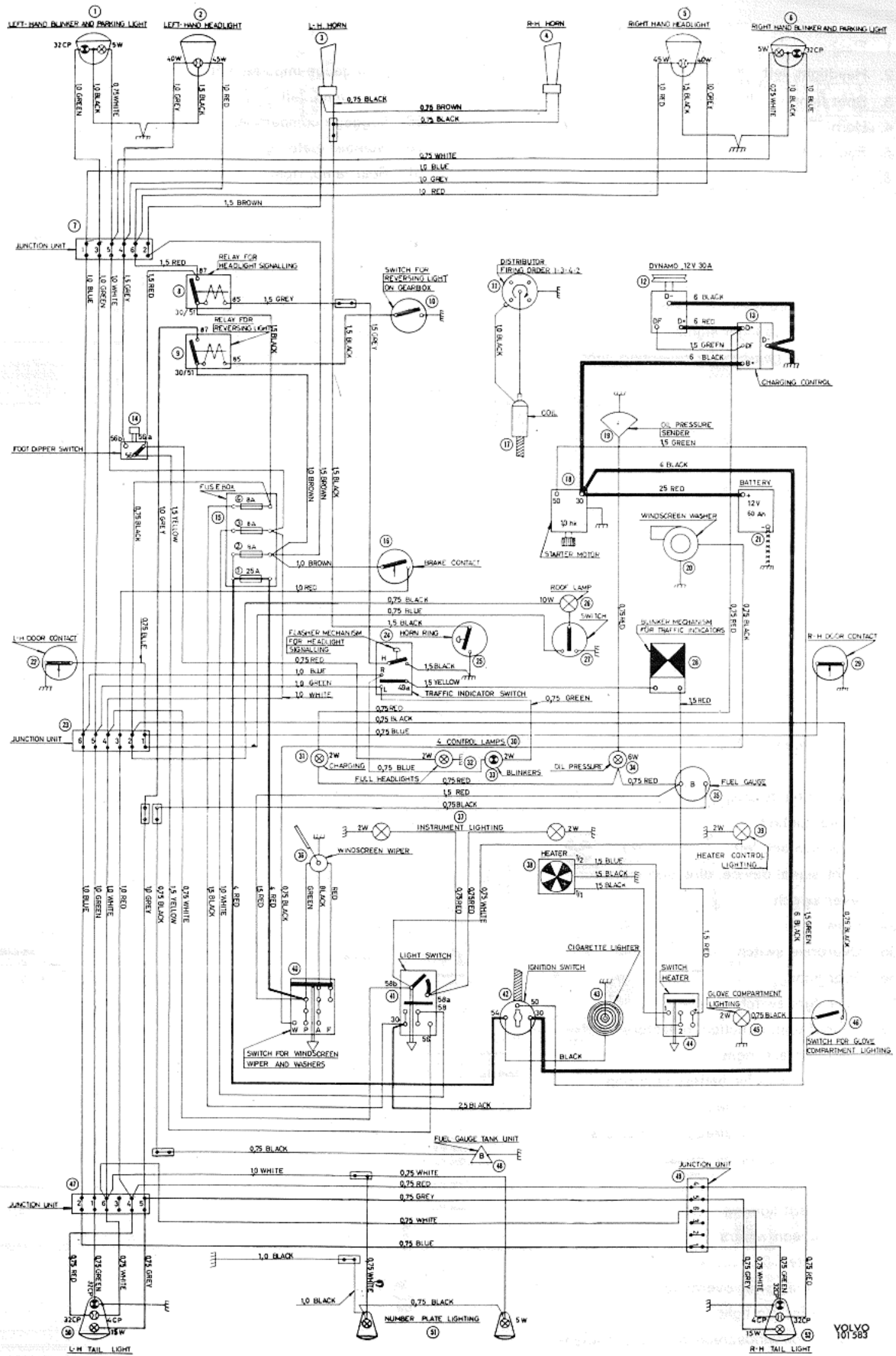


ILLUSTRATION 9. WIRING DIAGRAM  
 from ch. No. 17950 to ch. No. 70299, Station Wagon

YOLVO  
 101583

1. Flasher and parking light, left
2. Headlight, left
3. Spot light
4. Horn
5. Fog light
6. Headlight, right
7. Flasher and parking light, right
8. Connector
9. Relay for fog light
10. Junction block
11. Relay for fog light
12. Relay for headlight signal
13. Switch, on gearbox for reversing light
14. Distributor
15. Relay for signal
16. Relay for reversing light
17. Fusebox
18. Relay for overdrive
19. Switch, on gearbox, for overdrive
20. Ignition coil
21. Oil pressure warning indicator
22. Alternator
23. Charging control
24. Dipper switch
25. Solenoid for overdrive
26. Engine compartment light
27. Starter motor
28. Windscreen washer
29. Battery
30. Revolution counter
31. Brake contact
32. Door contact, left
33. Light signal device, direction indicator lever switch
34. Horn
35. Overdrive switch
36. Roof light
37. Roof light switch
38. Flasher unit, direction indicators
39. Door contact, right
40. Warning lamp for battery charging
41. Control lamp for headlights
42. Control lamp for direction indicators
43. Control lamp for oil pressure
44. Fuel gauge
45. Instrument lighting
46. Windscreen wipers
47. Car heater
48. Control lamp for overdrive
49. Switch for fog light
50. Switch for windscreen wipers and washer
51. Switch for headlights and parking lights
52. Ignition switch
53. Cigarette lighter
54. Switch for car heater
55. Glove locker light
56. Switch for glove locker light
57. Fuel gauge impulse unit
58. Rear lamp, left
59. Luggage compartment light
60. Number plate light
61. Rear lamp, right

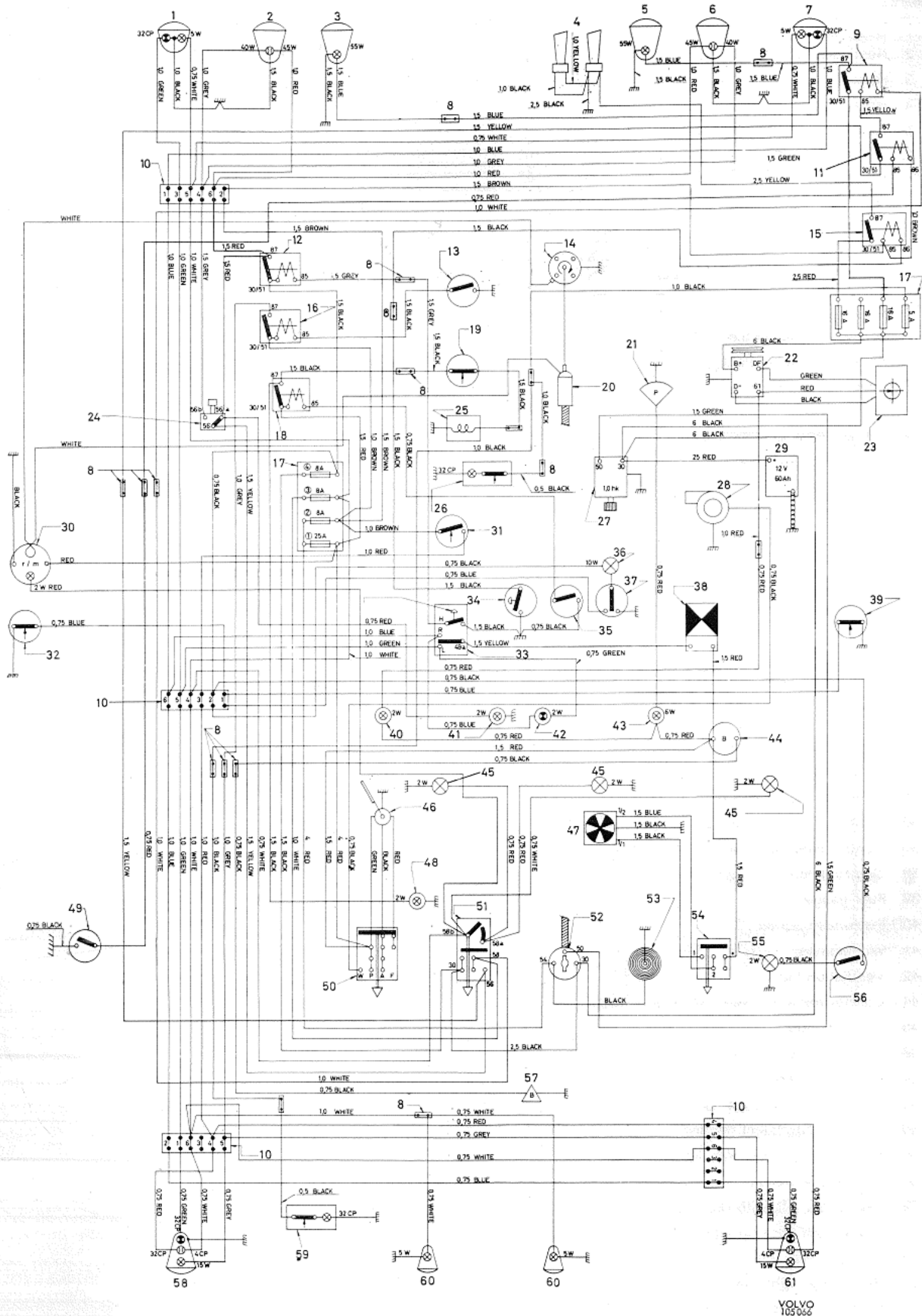


ILLUSTRATION 10. WIRING DIAGRAM  
from ch. No. 216950 to ch. No. 312499, GT-model

1. Flasher and parking light, left
2. Headlight, left
3. Horn
4. Headlight, right
5. Flasher and parking light, right
6. Connector
7. Junction block
8. Relay for headlight signal
9. Reverse light contact
10. Distributor
11. Alternator
12. Charging regulator
13. Brake warning switch
14. Relay for reverse light
15. Foot dipper switch
17. Ignition coil
18. Oil pressure warning indicator
19. Brake warning lamp
20. Switch for handbrake control
21. Fusebox
23. Brake contact
25. Starter motor
26. Windscreen washer
27. Battery
29. Door switch, left
30. Light signal device, direction indicators
31. Horn ring
32. Roof light
33. Flasher unit, direction indicators
34. Door contact, right
35. Control lamp for charging
36. Control lamp for mainbeam headlights
37. Control lamp for direction indicators
38. Control lamp for oil pressure
39. Fuel gauge
40. Instrument lighting
41. Windscreen wiper
42. Ventilation fan
44. Control for windscreen wiper and washer
45. Lighting switch
46. Ignition switch
47. Cigarette lighter
48. Switch for ventilation fan
49. Glove compartment lighting
50. Switch for glove locker lighting
51. Fuel gauge pickup
52. Rear lamp, left, with rear light, stop light,  
flasher and back-up light
53. Number plate light
54. Rear lamp, right, with rear light, stop light,  
flasher and back-up light

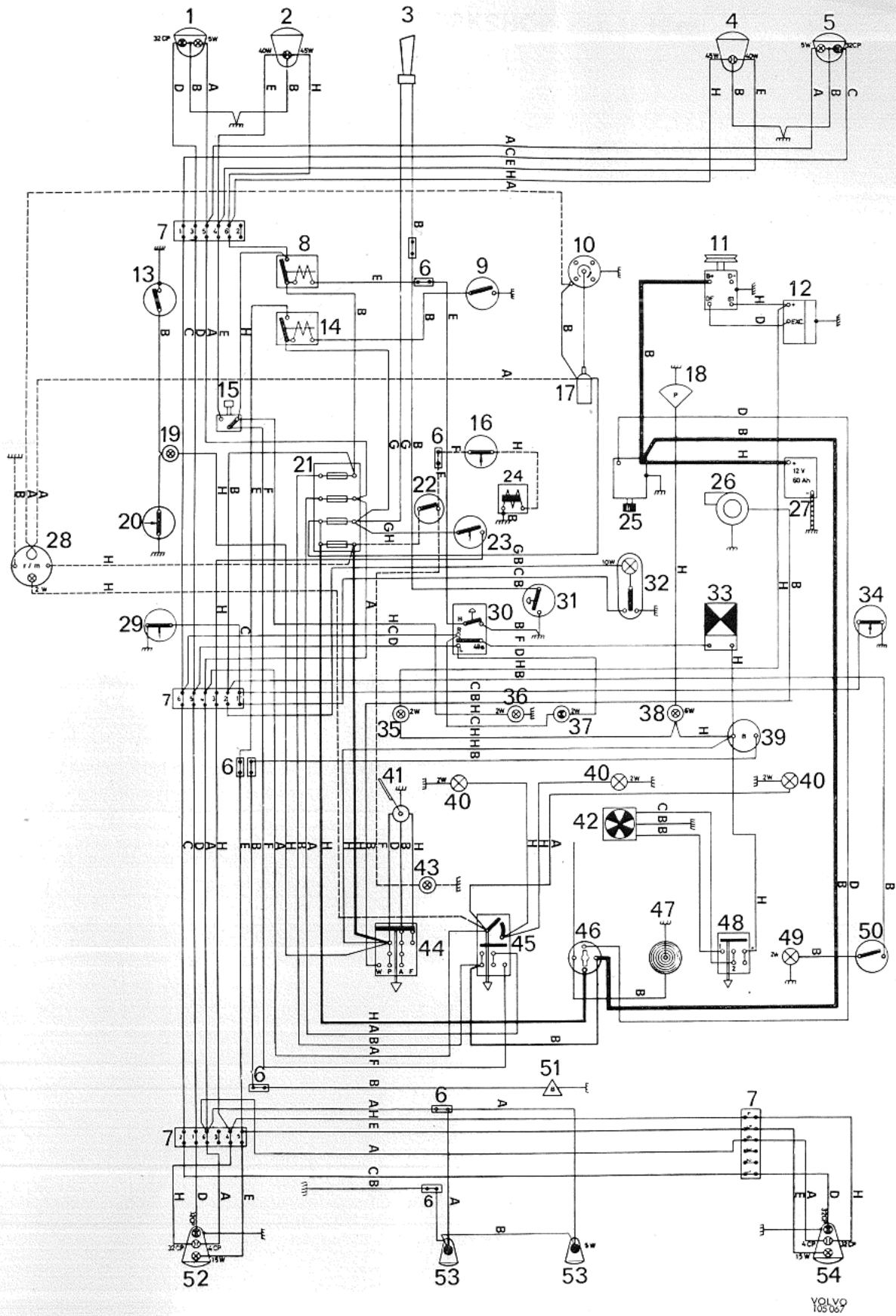


ILLUSTRATION 11. WIRING DIAGRAM  
 from ch. No. 312500, 2-door model, GT-model  
 from ch. No. 70300, Station Wagon

VOLVO  
105367