


VOLVO * THE 120 SERIES





122 S FOUR-DOOR SALOON

Volvo-quality—the acme of modern, precision-tested designing in conjunction with rigid control of quality and assembly. 
Volvo-performance—a byword in fast acceleration and high top-speed; outstanding road-holding characteristics ensuring safe and



FOUR-DOOR SALOON

Model 121 (12134)

B 18 engine, 75 b.h.p.; four-speed gearbox

Drum brakes all round

Model 122 S (12234; 12235)

B 18 engine, 90 b.h.p.; four-speed gearbox

overdrive (model 12235 only)

Disc brakes front, drum brakes rear



spacious and comfortable



The wide, deep luggage compartment has no difficulty in coping with large holiday luggage and still have room to spare for the easily accessible spare wheel.


Beautiful and solidly luxurious interior. The bucket-shaped seating and backrest of the front seats hold the body comfortably in position when bends are being negotiated. The inclination of the backrests is adjustable in three positions. The back seat is wide and comfortable.

The springs in the seats absorb any road bumping without being too soft.

The upholstery is of hard-wearing leatherette in tasteful colours. Beautifully moulded rubber mats neatly fitting over insulating felt cover the floor.



121 ESTATE CAR

comfortable driving; smooth, short braking-distances even after repeatedly hard braking.  Volvo-economy—high second-hand value; low fuel consumption; minimal servicing; complete equipment.



ESTATE CAR

Model 121 (22134)

B 18 engine, 75 b.h.p.; four-speed gearbox

Drum brakes all round



With the rear seat up, five passengers can be comfortably accommodated together with a large amount of luggage.

With the rear seat down, the length of the luggage space is increased to over 1.8 metres (6 ft.), thus increasing the loading potentiality.

Length of the loading space with rear seat up 1.18 m (3 ft. 11 in.)

Length with rear seat down 1.83 m (6 ft.)


Overall width of the loading space 1.26 m (4 ft. 2 in.)

Height of loading space 0.86 m (2 ft. 10 in.)

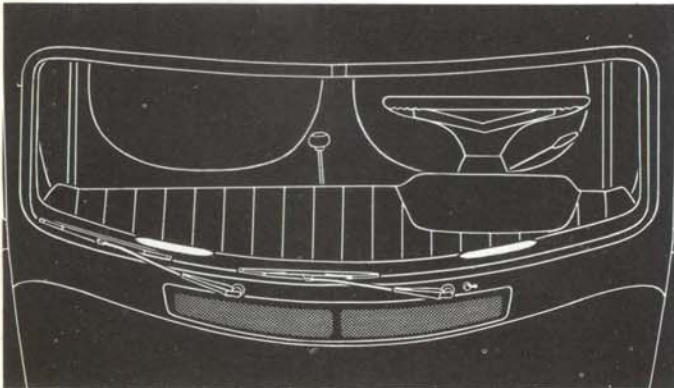
A spacious estate car, extremely easy to load through the rear side doors and the wide, divided rear opening.

The interior and equipment of the Estate Car model is largely the same as that of the other models in the 120 series.

The luggage space is completely lined with hard-wearing textile material.



elegant and well-equipped



The instruments are grouped directly in front of the driver. The steering wheel is at an angle ideal for comfortable and safe steering. All controls are but a hand's length from the steering wheel—easy to reach even when the safety belt is fastened.

The windscreen is of laminated glass and does not become opaque if damaged by gravel thrown up by passing cars. Electric windscreen washers and wipers effectively keep the

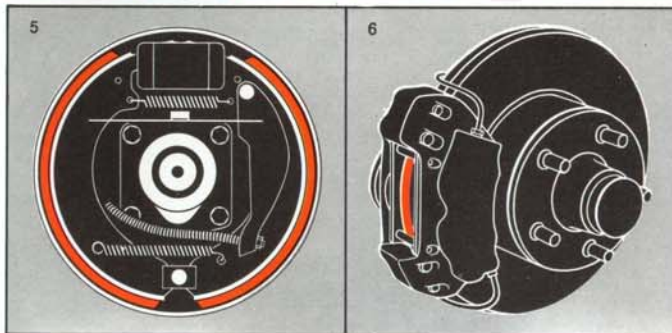
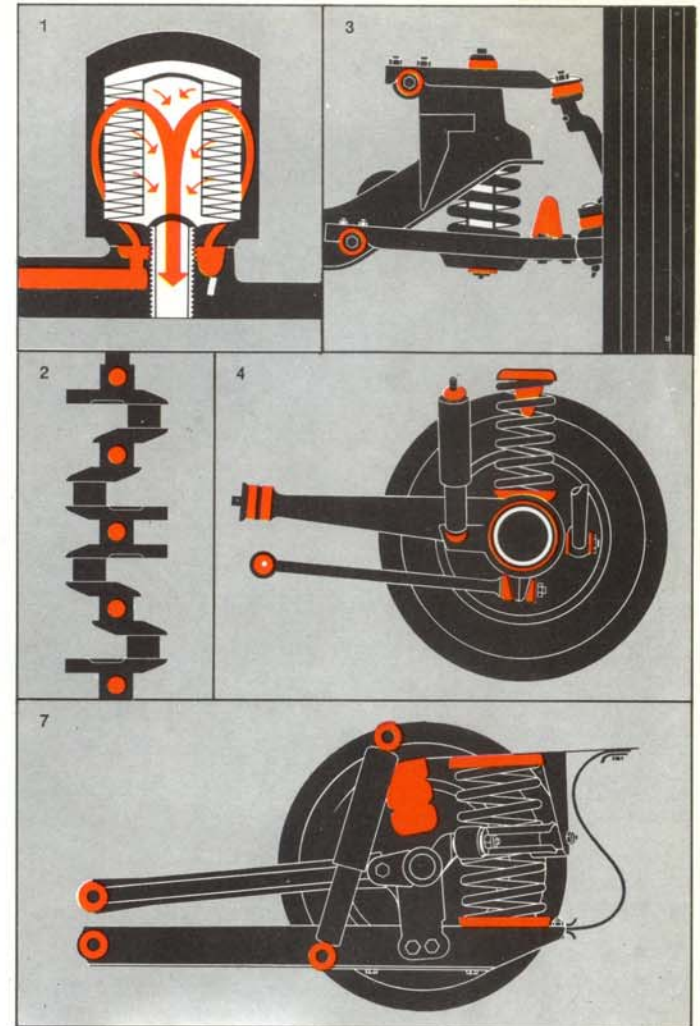

windscreen free from dirt and rain. Copious flow of warm or cold air through the wide defroster nozzles maintains the windscreen free from ice or mist.

The Volvo three-point type safety belts are included as standard for the front seats. Extremely strong anchorages for these belts—and for possible belts in the back seats—are already built in at the body assembly stage.

B 18 engine—75 b.h.p. or 90 b.h.p.—robust, powerfully pulling, adaptable, with the temperament of a swift sports engine.

Thanks to the high working efficiency—due to high compression ratio, fully machined combustion chambers, separate induction ports, etc.—the engine effectively makes use of every drop of fuel and repays with first-class performance.

Owing to the outstanding design—five-bearing crankshaft (2), full-flow type filter, particularly effective cooling system, etc.—the B 18 engine can confidently withstand hard stresses.



The 120 models are very handy. The outer dimensions are relatively small—the turning diameter short.

The gearbox is fully synchronized. The four-door 122 S can be obtained with overdrive, which reduces the speed of the engine while maintaining the speed of the car.

The four-door 121 and the Estate Car models have drum brakes (5) while the four-door 122 S has disc brakes (6) front and drum brakes rear.


The full-flow oil filter (1) cleans all oil pumped to the lubricating points.

The front wheels are individually mounted in rubber-bearing control arms (3). A stabilizer reduces curve roll.

The rear axle (4) is mounted in two support arms and two torque rods—all in rubber bushings. The axle is fixed cross-wise by a track rod.

Spring suspension with coil springs all round and damping with hydraulic, telescopic shock absorbers.

The rear suspension (7) of the Estate Car model is reinforced with rubber spring bushings and the shock absorbers are extra strong.



specifications

AB VOLVO
GÖTEBORG SWEDEN

Type B 18 A engine

Four-cylinder with overhead valves and five-bearing crankshaft

Bore	84.14 mm (3.313")
Stroke	80 mm (3.15")
Capacity	1.78 litres (108.6 cu.in.)
Compression ratio	8.5:1
Max. output	75 b.h.p. (SAE) at 4,500 r.p.m.
Max. torque	14.0 kgm (101 lb.ft.) (SAE) at 2,800 r.p.m.
Carburetter	Zenith down-draught
Oil filter	Full-flow type

Type B 18 D engine

Same construction and dimensions as the B 18 A engine.

Max. output	90 b.h.p. (SAE) at 5,000 r.p.m.
Max. torque	14.5 kgm (105 lb.ft.) (SAE) at 3,500 r.p.m.
Carburetter	2 SU horizontal carburetters
Oil filter	Full-flow type

Cooling system

Thermostatically controlled water circulation

Battery

Voltage	12 V
Capacity	60 amp./hrs.

Dynamo

Output	max. 360 W
--------	------------

Starter motor

Output	1 h.p.
--------	--------

Clutch

Single dry-plate clutch, hydraulically controlled.

Gearbox

Fully synchronized and quiet running. Four-speed. Floor-mounted gear lever.

Overdrive

Electrically controlled. Operates on fourth gear.

Steering gear

Cam and roller type.
Number of steering wheel turns from left lock to right lock 3 1/4

Front wheel suspension

Independent suspension with rubber-mounted control arms. Steering knuckle carried in ball joints. Coil springs and stabilizer.

Rear wheel suspension

Rigid rear axle carried in two rubber-mounted support arms and two rubber-mounted torque rods. Transverse location of axle by means of a track rod. Coil springs. In addition, the Estate Car model has progressively operating auxiliary springs of the rubber-bush type.

Shock absorbers

Hydraulic, telescopic shock absorbers at front and rear. The Estate Car model has extra strong shock absorbers at the rear.

Footbrake

On models with drum brakes on front and rear.

Duo-Servo drum brakes. Hydraulic and self-centring. Total brake lining area 948 cm² (147 sq.in.)

On models with disc brakes front and drum brakes rear
Front:

Hydraulic disc brakes. Splash-protected and self-adjusting.

Rear:

Drum brakes of V-type. Hydraulic and self-centring. Brake friction area per wheel 210 cm² (32.5 sq.in.)

Handbrake

Operates mechanically on the rear wheels.

Wheels and tyres

Pressed steel wheels. All wheels balanced.

Tyre size	6.00-15" L
Estate Car model	6.40-15"

Body

Integral, all-welded steel body, completely rust-protected. All enclosed spaces in the underbody treated with oil-mist spray. Particularly exposed parts treated with underbody sealing compound.

Fuel tank

Located at rear.
Capacity ... 45 litres (10 Imp. galls. = 12 US galls.)

Lighting equipment

Asymmetric dipped headlights. Headlight flasher operated by the direction indicator lever. Flashers at front and rear. Stop and rear lights with automatic reversing lights. The interior lighting is switched on automatically when either of the front doors is opened.

Instrumentation

Combination instrument consisting of speedometer, fuel and water temperature gauges, mileometer and tripmeter. Warning lamps for charging, oil pressure, full headlights and direction indicator flashers.

Other equipment

Direction indicator lever with automatic return. Fresh-air fed heater and ventilation unit. Warm air supply thermostatically controlled. Two-speed ventilation fan. Two-speed electrical windscreen wipers. Electrical windscreen washers. Two padded sun visors. Dazzle-free rearview mirror. Map pockets on front doors. Cigarette lighter. Ashtrays front and rear. Tool equipment including jack. Mud flaps. Spare wheel.

Safety belts

Safety belts fitted for both front seats. Safety belt anchorages for rear seats.

Common dimensions for all cars in the 120 series

Wheelbase	2,600 mm (102 1/2")
Track, front and rear	1,315 mm (51 3/4")
Overall width	1,620 mm (63 3/4")

Dimensions and weights for four-door models

Overall length	4,450 mm (175")
Overall height	1,505 mm (59 1/4")
Turning circle	approx. 9.6 m (31 1/2 ft.)
Kerb weight, four-door 121	approx. 1,080 kg (2,380 lb.)
Kerb weight, four-door 122 S	approx. 1,090 kg (2,400 lb.)
Kerb weight, four-door 122 S with overdrive	approx. 1,110 kg (2,440 lb.)

Dimensions and weight for the Estate Car model

Overall length	4,490 mm (176 1/2")
Overall height, unloaded	1,530 mm (60 1/4")
Ground clearance, unloaded	220 mm (8 3/4")
Ground clearance with four persons	180 mm (7")
Turning circle	approx. 10.3 m (33 ft. 10 in.)
Kerb weight	approx. 1,190 kg (2,620 lb.)

Luggage compartment

Length	1,185 mm (46 3/4")
Length with rear seat down	1,830 mm (72")
Overall width	1,260 mm (49 1/2")
Height	865 mm (34")
Space with rear seat up	approx. 1.1 m ³ (40 cu.ft.)
Space with rear seat down	approx. 1.85 m ³ (65 cu.ft.)

Rear opening

Width	1,055 mm (41 1/2")
Height	780 mm (30 3/4")

The factory reserves the right to modify price, design and equipment without previous notice.