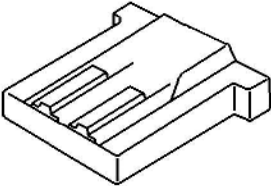
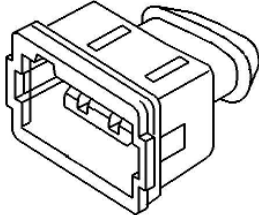
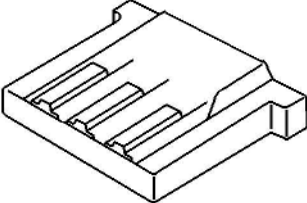
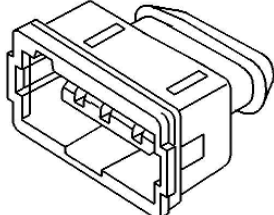
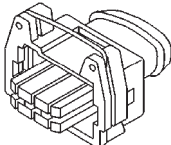
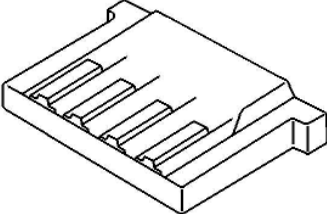
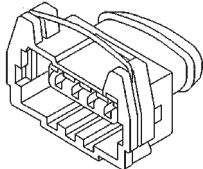


CONNECTOR PLUGS

The following part numbers are supplied as bare components only and may require multiple components to affect a repair

| | |
|---|---|
| <p>Connector Plug - 2 pin Part No. 1 284 485 002</p> <p>Application : Connector for D-Jetronic fuel injectors & cold start valves.</p> <p>Suitable for all D-Jetronic fuel injectors with part number prefixes; 0 280 150 0xx Fuel Injector Requires terminal no. 1 284 478 007 & protective boot no. 1 280 703 012. Can use boot no. 1 280 703 026 as substitute.</p> |  |
| <p>Connector Plug - 2 pin Part No. 1 284 485 057</p> <p>Application : General sensors and fuel injectors. Standard connector recommended for injectors & components with restricted access positions. Requires terminal no. 1 284 477 121 & protective boot no. 1 280 703 026.</p> |  |
| <p>Connector Plug - 3 pin Part No. 1 284 485 010</p> <p>Application : Connector for D-Jetronic injector trigger points mounted in distributor. 4 & 6 cylinder vehicles only. Requires terminal no. 1 284 478 007 & protective boot no. 1 280 703 016 Can use boot no. 1 280 703 024 as substitute.</p> |  |
| <p>Connector Plug - 3 pin Part No. 1 284 485 064</p> <p>Application : Throttle position switch / sensors and inductive sensors. Standard type connector. Requires terminal no. 1 284 477 121 & protective boot no. 1 280 703 022</p> |  |
| <p>Connector Plug - 3 pin Part No. 1 234 485 024</p> <p>Application : Harness connector for use on hall effect type distributors including number 9 230 065 801 and others with mating connector 1 230 329 023 Quick release type connector Requires terminal no. 1 284 477 121 & protective boot no. 1 280 703 022</p> |  |
| <p>Connector Plug - 4 pin Part No. 1 284 485 004</p> <p>Application : Connector for D-Jetronic sensors. Suitable for D-Jetronic components including part number prefixes; 0 280 100 xxx Pressure Sensor 0 280 120 xxx Throttle Position Sensor Requires terminal no. 1 284 478 007 & protective boot no. 1 280 703 016 Can use boot no. 1 280 703 025 as substitute</p> |  |
| <p>Connector Plug - 4 pin Part No. 1 284 485 118</p> <p>Application : Distributor crank angle sensor and module / power transistor connector. Quick release type connector. Requires terminal no. 1 284 477 121 & protective boot no. 1 280 703 023</p> |  |