

Abb. 51. Kugelgelenke  
1. Oberes Kugelgelenk 2. Unteres Kugelgelenk




Abb. 49. Mittleres Kreuzgelenk  
1. Gleitstück 2. Kreuzgelenk




Abb. 47. Schmierlippe der Kuhlflüssig-  
keitspumpe (8 16)




Abb. 52. Umlenkhebel




Abb. 50. Hinteres Kreuzgelenk


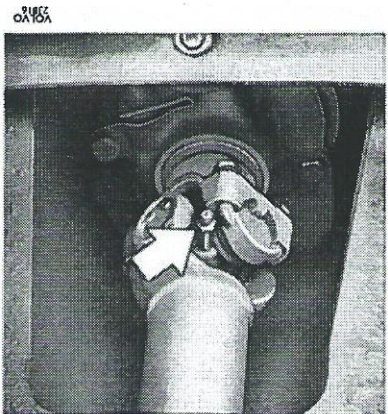


Abb. 48. Vorderes Kreuzgelenk



# BILDERKLÄRUNGEN ZU DEN SCHMIERSTELLEN IM SCHMIERPLAN, FRÜHERE AUSFÜHRUNGEN